

# Meet



Hwb®

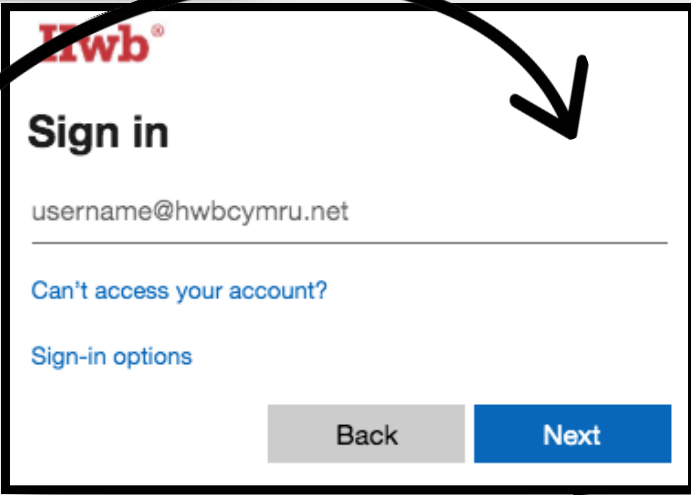


## How to access Google Meet



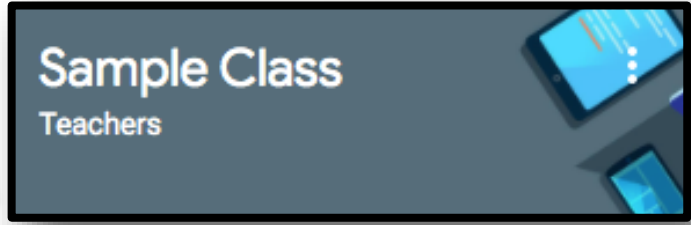
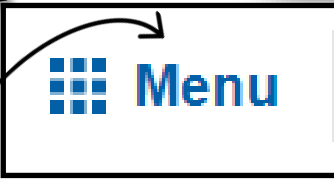
### Step 1

Sign into your Hwb account using your Hwb log-in details.



### Step 2

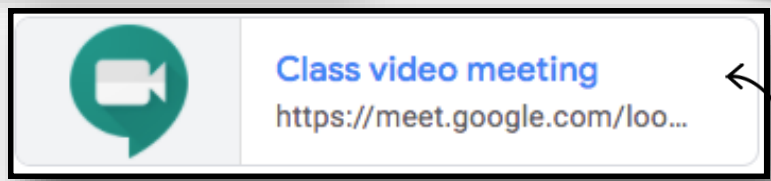
Click on the Google for Education logo



You can click on Google for Education via the homepage or the waffle. This is also where a list of all the other apps can be found.


### Step 3

Open the Classroom page where the meeting will take place



Find the Meet link on the class Stream.

It is a good idea to turn your microphone (sound) off before you join the meeting. (Your teacher will tell you when you need to turn it on)



Click on the Meet link to join the meeting. You should aim to do this at least 5 minutes before a scheduled meeting. Join with the camera on!

